



Oldham County Police Department 2018 Annual Report



OLDHAM COUNTY POLICE DEPARTMENT

Oldham County, Kentucky (population 66,415, 2017 U.S. Census Bureau) is located 20 miles northeast of Metropolitan Louisville, Kentucky and encompasses approximately 187 square miles. The Oldham County Police Department (OCPD) has an authorized strength of 39 sworn officers, 3 civilian administrative personnel and provides primary policing services to all areas within Oldham County except for the city of LaGrange (secondary coverage), which have their own police department. When fully staffed OCPD is structured as follows: chief; two majors; four sergeants; four detectives; 19 patrol officers, three school resource officers (SROs) and six school security officers (SSOs). OCPD also has a Special Response Team (SRT), a Collision Reconstruction Team, a K-9 officer, and 2 Hostage Negotiators.

The School Resource Officer Program (SROs) is a cooperative effort between the OCPD and the Oldham County Board of Education (jointly shared financial initiative). SROs are fulltime sworn police officers assigned to and are a resource for all of the Oldham County elementary, middle and high schools for the entire school year. They are reassigned as needed by the department during school breaks. The School Security Officer Program (SSOs) is a cooperative effort between the OCPD, the LaGrange Police Department, the Oldham County Board of Education and the City of Crestwood. This new initiative, which began in August 2018, provides six officers being placed in Oldham County elementary, middle and high schools for the entire school year. While employees of the OCPD, the SSOs are contractually funded by the Oldham County Board of Education. In 2018, the SROs had a combined total of 6,224 activities and the SSOs had a combined total of 11,642 activities.

OCPD operates seven days a week, 24 hours a day utilizing three shifts. OCPD staffing assignments for each shift are as follows: five officers and one sergeant from 7 a.m. to 3 p.m.; eight officers and one sergeant from 3 p.m. to 11 p.m. and five officers and one sergeant from 11 p.m. to 7 a.m. Hours for OCPD detectives vary, depending upon need. The K-9 officer is assigned to second shift patrol. Minimum required staffing for each shift is: two officers from 7 a.m. to 3 p.m.; three officers from 3 p.m. to 11 p.m.; and two officers from 11p.m. to 7 a.m. In 2018, approximately 56% of the shifts were at the minimum level.

This report will provide a summary of Oldham County Police Department data for calendar year 2018 (January 1, 2018 – December 31, 2018). This data reflects the efforts and activities of police department personnel on behalf of the community.

DATA SUMMARY

Dispatched Calls for Service

During calendar year 2018, the Oldham County Police Department responded to 12,714 dispatched calls for service. Of these dispatched calls, 2,583 (20%) required a two police vehicle response. The most common dispatched calls for service are detailed in the table below.

OCPD 2018 Most Common Calls for Service

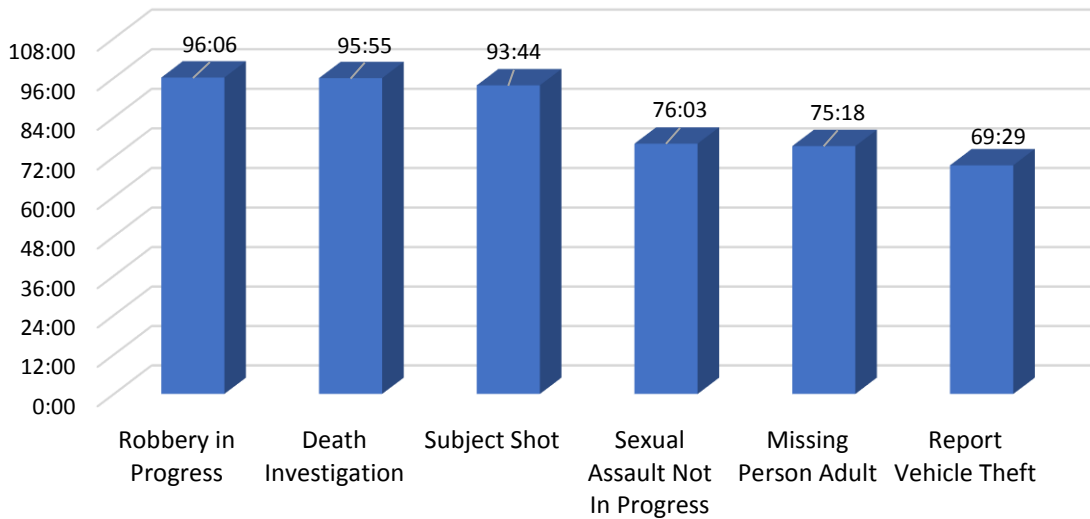
<i>Vehicle Collisions</i>	1189		<i>Burglary Responses</i>	742
<i>Checks</i>	845		<i>Motorist Assists</i>	651
<i>Suspicious Person/Vehicle</i>	511		<i>Vehicle Complaints</i>	526
<i>Disorders</i>	362		<i>Domestic Violence</i>	292
<i>Traffic Control</i>	337		<i>EMS Assists</i>	138
<i>Loud Complaints</i>	115		<i>Assist Other Agencies</i>	93
<i>Suicides (completed/attempted)</i>	113			

For all dispatched calls (regardless of priority), the average time for an OCPD vehicle to receive a dispatch and be enroute to the scene is 33 seconds and be on the scene in 11 minutes, 8 seconds, with the highest priority being 6 minutes, 39 seconds. The highest time for calls for service is from 3 p.m. to 5 p.m. Reflected in the table below are examples of dispatched calls and the times for an OCPD vehicle to be enroute to the scene, be on the scene, and time spent by officer(s) at the scene.

Calls for Service	OCPD Enroute	OCPD Arrive at Scene	OCPD Time Spent at Scene
Auto Crash with Injuries	15 secs	7 mins, 5 secs	56 mins, 47 secs
Robbery in Progress	5 secs	3 mins, 35 secs	1 hr, 36 mins, 6 secs
Wanted Person, Felony	49 secs	9 mins, 42 secs	30 mins, 19 secs
Domestic Violence in Progress	13 secs	8 mins, 47 secs	42 mins, 30 secs
Criminal Investigations	36 secs	6 mins, 52 secs	51 min, 7 secs
Burglary in Progress	12 secs	9 mins, 22 secs	28 mins, 37 secs
Assist Other Unit/Agency	2 mins, 3 secs	15 mins, 23 secs	38 mins, 55 secs
Domestic Violence Not in Progress	1 min, 17 secs	11 mins, 15 secs	47 mins, 40 secs
Missing Person, Juvenile	23 secs	12 mins, 42 secs	1 hr, 8 mins, 39 secs
Missing Person, Adult	1 min, 9 secs	12 mins, 34 secs	1 hr, 15 mins, 18 secs
Auto Crash No Injuries	14 secs	11 mins, 20 secs	43 mins, 56 secs
Suspicious Person	38 secs	10 mins, 31 secs	23 mins, 57 secs
Report, Drug Activity	1 min, 22 secs	11 mins, 29 secs	31 mins, 29 secs
Report, Shoplifter	13 secs	6 mins, 22 secs	47 mins, 15 secs
Report, Burglary	1 min, 4 secs	16 mins, 15 secs	50 mins, 13 secs
Report, Theft	2 mins, 4 secs	17 mins, 10 secs	47 mins, 32 secs
Report, Recovered Property	16 secs	13 mins, 13 secs	49 mins, 39 secs

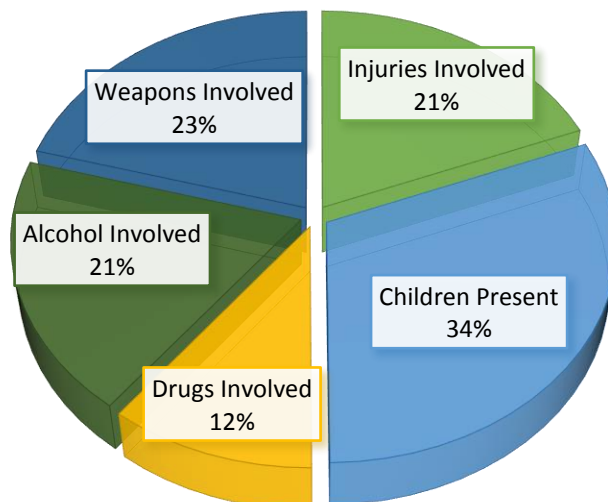
Examples of calls requiring the most time spent by OCPD at the scene are listed in the chart below.

Time Spent at Scene by OCPD **in Minutes & Seconds*



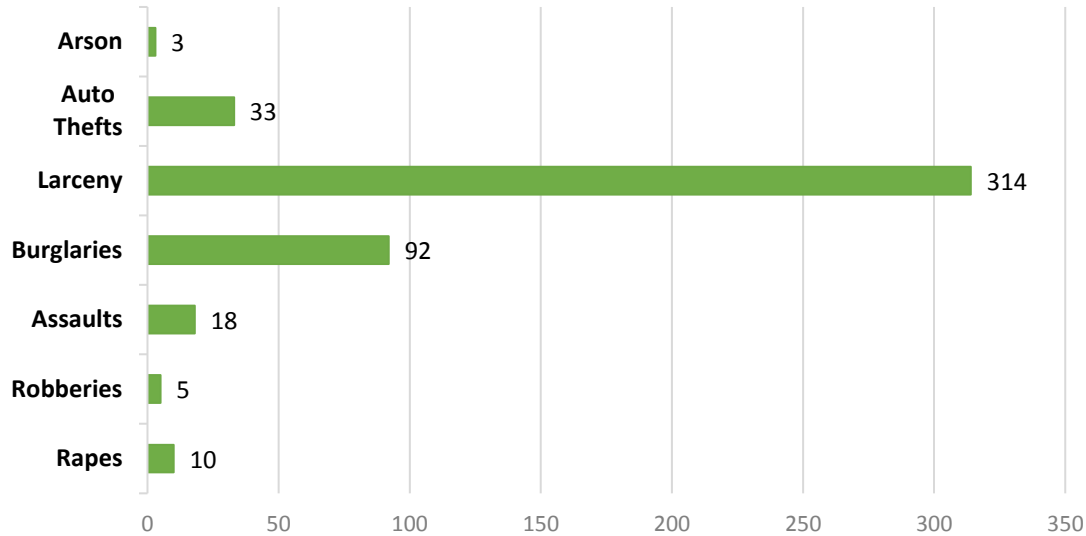
In 2018, the Oldham County Police Department (OCPD) took 2,968 total reports. Of the total reports, 1,055 were for collisions, 805 were for crimes, and 427 were JC-3 reports. According to Kentucky law, law enforcement shall use a JC3 report (Child Abuse, Adult Abuse, and Domestic Abuse Standard Report form) to document information and injuries related to a victim of domestic or dating violence, known or suspected child abuse or neglect or the abuse or neglect of an elderly or disabled adult. Of the 427 JC-3 reports, 14% resulted in an arrest on scene and 86% resulted in a referral. More detailed information regarding the JC-3 reports is listed in the chart below.

2018 OCPD JC-3 REPORT TOTALS



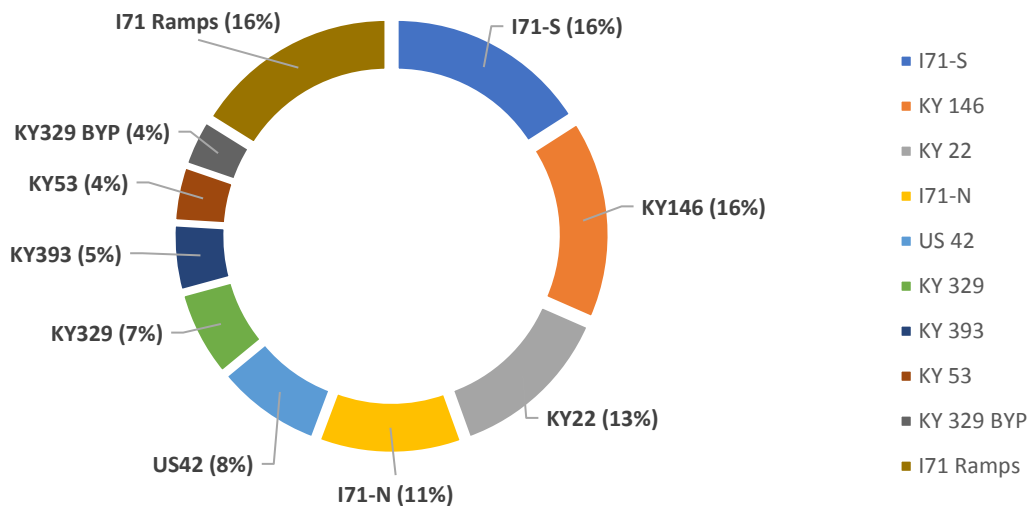
Of the 805 crime reports, there were No Murders/Homicides in 2018. Totals for other types of crimes are noted in the chart below (chart below does not equal total crime reports because it does not reflect all crime categories).

2018 Oldham County Police Crime Totals



Of the 1,055 collisions reported, 9% (96) involved commercial vehicles, 85% (900) involved property damage, 14% (146) involved injuries and nine were fatal collisions. Of the 1,055 collisions, 443 occurred on US Highway I71N and I71S (278 on the Interstate and 165 on or at Interstate Ramps). The top locations in Oldham County for roadway collisions are noted in the chart below.

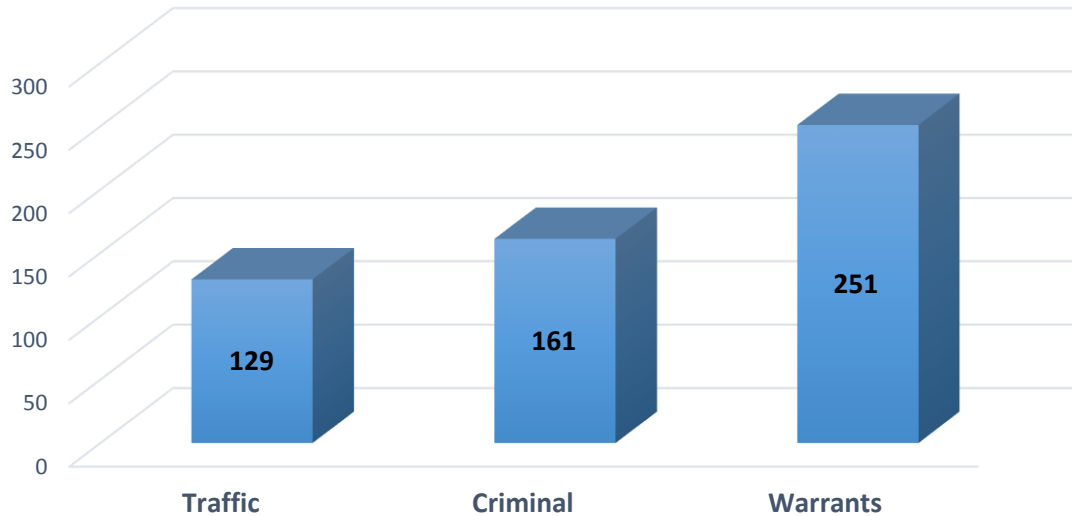
2018 Oldham County Top Roadway Collision Locations



In 2018, OCPD detectives investigated 347 cases and submitted 385 supplemental reports. These totals for the detectives do not reflect the multiple contacts and activities required for each case investigated.

Additionally, OCPD issued 2,679 traffic citations, 1,324 traffic warnings/courtesies and made 541 arrests. Of these arrests, 104 were alcohol related and of these, 90 were for driving under the influence. A chart depicting the categories for those arrested is listed below.

2018 OCPD Arrests By Major Category



When OCPD officers (primarily patrol officers) are not responding to calls for service they perform a number of self-initiated activities tracked within the department as e-calls. In 2018, officers initiated 18,355 e-calls. The most common e-calls performed are noted in the chart below.

OCPD 2018 Self-Initiated Activities			
Area Neighborhood Checks	7,704	Business Checks	3,817
False Alarms	632	Suspicious Activity	615
Vacation Checks	541	Motorist Assist	498
Traffic Complaints	431	Domestic	383
Traffic Accidents	349	Welfare Checks	337

During 2018, OCPD vehicles drove over 469,078 miles while serving the community and were involved in fourteen vehicle pursuits. Of these, six involved stolen vehicles, four were terminated for various reasons and eight resulted in an arrest. Additionally, in 2018 there were eleven use of force incidents by OCPD officers. Of these, four involved someone with drug and/or alcohol issues and six involved someone with mental health issues. Four of these use of force incidents involved a taser deployment.

In 2018 there were four Special Response Team (SRT) activations. In 2018 the SRT: Assisted Detectives with a drug search warrant; Assisted Patrol with a shooting incident; Assisted Patrol with suspect search from a stolen car; and conducted a one-day arrest warrant detail resulting in 7 arrests and 10 warrants executed.

Finally, in 2018, 32 OCPD officers received at least one thank you letter or commendation for their actions. These actions included assisting victims during emergencies as well as helping those in need and who were in crisis.

For More Information or Questions please contact:

OLDHAM COUNTY POLICE DEPARTMENT

1855 North Highway 393

LaGrange, Kentucky 40031

Office (502) 222-1300 / FAX (502) 222-5490

<http://www.oldhamcountypolice.com/>